





Wheeler-Rex Floor Vises 2000 lb. Tough!

- Portable
- Quickly assembled for shop & field use



Quick releasing chain provides even-gripping power; no damage to pipes. Fast and easy adjustments for pipes of different sizes.



Model 4006 1/2" to 6" (18-150mm)

Model 400600 (4006 plus legs and strongback)

Model 4015 3/4" to 15" (18-375mm)

Model 401500 (4015 plus legs and strongback)

Model 4020 3/4" to 20" (18-500mm)

Model 402000 (4020 plus legs and strongback)

Model 4028 3/4" to 28" (18-700mm)

Model 402800 (4028 plus legs and strongback)

TRIPOD PIPE SUPPORTS


Model 850 With standard V-head

Model 851 With heavy duty ball transfer head

Quick-release locking ring allows for fast height adjustments.

Height range is 27" to 50" (675-1250mm).

Capacity: 1/2" to 16" (12-400mm) Diameter.



WHEELER MANUFACTURING * DIVISION OF REX INTERNATIONAL U.S.A. INC.

Ashtabula, Ohio U.S.A. * P.O. Box 688, 44005 * Phone (216) 998-2788
Eastern Time Zone Toll Free 1-800-321-7950 * Fax 216-992-2925